

High-level Vision

What are the tasks (is the scope) of high-level vision?

Vision as silent-movie understanding

- connecting to common-sense knowledge
- understanding goal-oriented behaviour
- vision in context



Vision and acting

- robot vision
- goal-oriented vision, attention control
- spatial and temporal reasoning



Vision and learning

- discovering reoccurring patterns
- building models
- predicting from experience



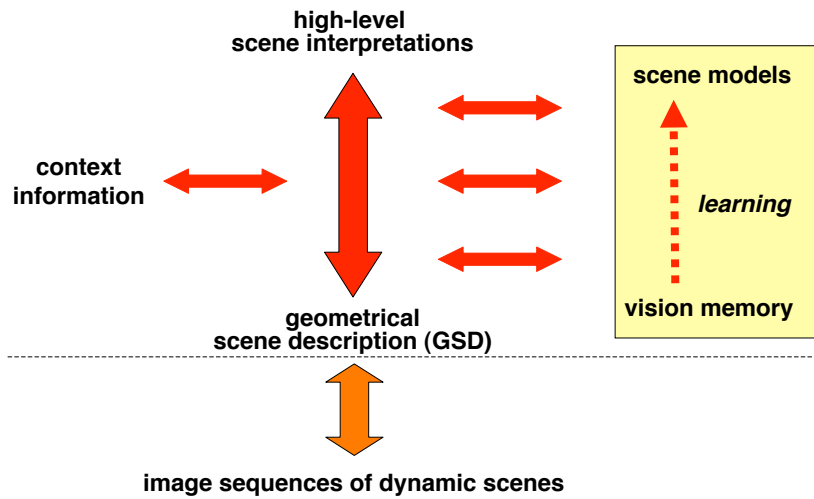
1

Topics of High-Level Vision

- Representing and recognizing structures consisting of several spatially and temporally related components (e.g. object configurations, situations, occurrences, episodes)
- Exploiting high-level knowledge and reasoning for scene prediction
- Understanding purposeful behaviour (e.g. obstacle avoidance, grasping and moving objects, behaviour in street traffic)
- Mapping between quantitative and qualitative descriptions
- Natural-language communication about scenes
- Learning high-level concepts from experience
- Connecting uncertain knowledge with logic-based reasoning

2

Basic Building Blocks for High-level Scene Interpretation



3

Basic Representational Units

<i>scene</i>	spatially and temporally coherent real-world section
<i>geometrical scene description (GSD)</i>	scene description in terms of object locations in an image sequence
<i>scene interpretation</i>	scene description in terms of instantiated scene models (object configurations, occurrences, episodes, purposive actions)
<i>scene model</i>	conceptual unit for scene interpretation

4

Temporal Decomposition of Scenes

Temporal decomposition

- **by temporal segmentation:**
constancies in time-dependent properties of an image sequence
- **by model matching:**
occurrences which obey a model

Compare with spatial decomposition

- **by spatial segmentation:**
image regions with spatially constant (uniform) properties
- **by model matching:**
image regions which obey a model

5

Temporal Relations

Distinguish between relations based on

- **time points**
 - discrete $T \in \{1,2,3, \dots\}$
 - continuous $T \in \mathfrak{R}$
- **time intervals** I_1 "during" I_2








Distinguish between

- **quantitative** $T1 = T2 + 4$
- **qualitative** $T1$ "after" $T2$

relations

6

Interval Relations in Allen's Algebra

	BEFORE (I1, I2)	< >
	MEETS (I1, I2)	m mi
	OVERLAPS (I1, I2)	o oi
	FINISHES (I1, I2)	f fi
	STARTS (I1, I2)	s si
	DURING (I1, I2)	d di
	EQUAL (I1, I2)	=

7

Convex Time-point Algebra

Qualitative relations between time points which can be described by the inequality

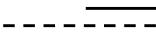

$$T1 + c \leq T2$$

(T1, T2: time points; c: constant)

"Convex relation":

All intervals satisfying a convex relation can be generated by continuous displacements of the begin and end points of an interval

In Allen's Algebra:

convex relation e.g.	d v m	
non-convex relation e.g.	b v bi	

8

Perceptual Primitives

What are basic attributes for the description and temporal segmentation of a time-varying scene?

Experiment: Natural-language traffic scene description
(imagine the report of an accident witness)

"A white Golf approached the pedestrian crossing from the left. A pedestrian turned off the side walk and crossed the street about 2 meters behind the pedestrian crossing. A red BMW turned into the street from the right and flashed its lights. In the middle of the street the pedestrian stopped, turned around and waved to a woman on the side walk. The white golf braked but hit the pedestrian. The pedestrian flew through the air. The red BMW turned to the right to avoid the pedestrian and hit a tree. The woman laughed."

The description is based on geometric and photometric attributes and their temporal derivatives:

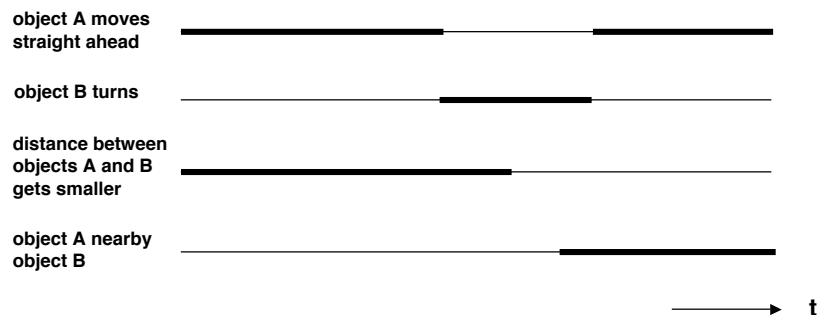
- distance, angle, shape, size
- brightness, colour
- (+ change of distance, change of angle, change of shape, etc.)

9

Qualitative Predicates for Modelling and Recognizing Occurrences

Simple durative predicates applied to perceptual primitives:

- constant value
- value within certain interval
- value smaller / larger than threshold



10

Example: Criminal Act Recognition

Work by Somboon Hongeng

1. Video is segmented into primitive occurrences
2. Complex occurrence is established if primitive occurrences meet temporal constraints



11

Qualitative Predicates for Occurrences in Traffic Scenes

Project NAOS: "Natural-language description of object motions in traffic scenes" (1981 - 1984)

exist
move
decelerate, accelerate
turn_left, turn_right
increasing_distance, reducing_distance
along, across
in_front_of, behind, beside
on, above, under, below
at, near_to
between
(and others)

Note that qualitative predicates are often (but must not be) part of natural language.

For technical applications one may use technical (artificial) qualitative predicates, e.g.

$v50 (= 45 \leq v \leq 55 \text{ km/h})$

$\text{shape}_x (= \text{shape_index} \leq 4.174)$

12

Occurrence Models

Basic ingredients:

- relational structure
- taxonomy
- partonomy
- spatial relational language
- temporal relational language
- object appearance models

- An occurrence model describes a class of occurrences by
 - properties
 - sub-occurrences (= components of the occurrence)
 - relations between sub-occurrences
- A primitive occurrence model consists of
 - properties
 - a qualitative predicate
- Each occurrence has a begin and end time point

13

Occurrence Model for Overtaking in Street Traffic

Predicate: ueberholen
:is-a occurrence-model
:local-name ue

Arguments: (?veh1 :is-a vehicle)
(?veh2 :is-a vehicle)

Time marks: (ue.B ue.E)

Component events: (mv1 :is-a (move ?veh1 mv1.B mv1.E))
(mv2 :is-a (move ?veh2 mv2.B mv2.E))
(bh :is-a (behind ?veh1 ?veh2 bh.B bh.E))
(bs :is-a (beside ?veh1 ?veh2 bs.B bs.E))
(bf :is-a (before ?veh1 ?veh2 bf.B bf.E))
(ap :is-a (approach ?veh1 ?veh2 ap.B ap.E))
(rc :is-a (recede ?veh1 ?veh2 rc.B rc.E))

Temporal relations: (ue.B = bh.B)
(ue.E = bf.E)
(ap :during mv1)
(ap :during mv2)
(rc :during mv1)
(rc :during mv2)
(bh :overlaps bs)
(bs :overlaps bf)
(bh :during ap)
(bf :during rc)

14

Occurrence Model for Transport Vehicle Behaviour

The occurrence model *transport-load* describes the regular unloading procedure of an automatic transport vehicle

Predicate:	transport-load :is-a occurrence-model :local-name tl
Arguments:	(?dtv :is-a stacker) (?rm :is-a room) (?stat :is-a station)
Time marks:	(tl.B tl.E)
Component events:	(er :is-a (enter-room ?rm ?dtv er.B er.E)) (fs :is-a (free-station ?stat fs.B fs.E)) (ul :is-a (unload ?dtv ?stat ul.B ul.E)) (ex :is-a (exit-room ?rm ?dtv ex.B ex.E))
Temporal relations:	(tl.B + 10 ≤ tl.E) (tl.E - 12 ≤ tl.B) (er :before ul) (ul :before ex) (ul :starts-within fs) (tl.B = er.B) (tl.E 0 ex.B)

15

Occurrence Model for Placing a Cover

**Table-laying scenario
of project CogVis:**

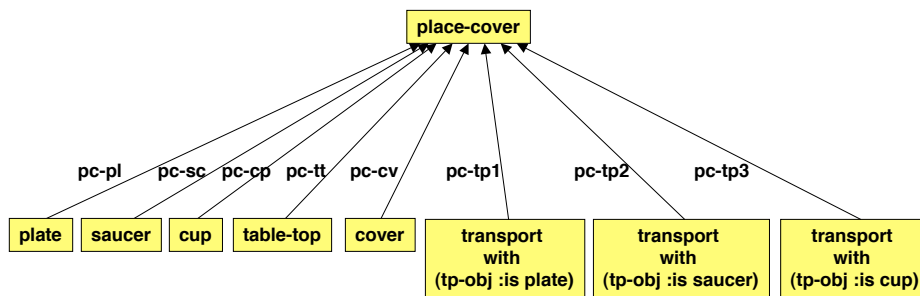
**Stationary cameras
observe living room
scene and recognize
meaningful
occurrences, e.g.
placing a cover onto
the table.**

name:	place-cover
parents:	:is-a agent-activity
parts:	pc-pl :is plate pc-sc :is saucer pc-cp :is cup pc-tt :is table-top pc-tp1 :is (transport with (tp-obj :is plate)) pc-tp2 :is (transport with (tp-obj :is saucer)) pc-tp3 :is (transport with (tp-obj :is cup)) pc-cv :is cover
time marks:	pc-tb, pc-te :is timepoint
constraints:	pc-tp1.tp-ob = pc-cv.cv-pl = pc-pl pc-tp2.tp-ob = pc-cv.cv-sc = pc-sc pc-tp3.tp-ob = pc-cv.cv-cp = pc-cp pc-cv.cv-tb ≥ pc-tp1.tp-te pc-cv.cv-tb ≥ pc-tp2.tp-te pc-cv.cv-tb ≥ pc-tp3.tp-te pc-tp3.tp-te ≥ pc-tp2.tp-te pc-tb ≤ pc-tp1.tb pc-tb ≤ pc-tp2.tb pc-tb ≤ pc-tp3.tb pc-te ≥ pc-cv.cv-tb pc-te ≥ pc-tb + 80Δt

16

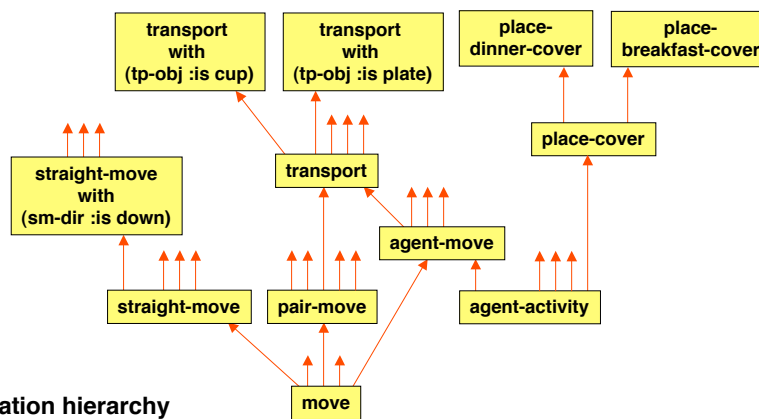
Parts Structure

- associational structure between aggregates and their parts
- probabilistic information may be added



17

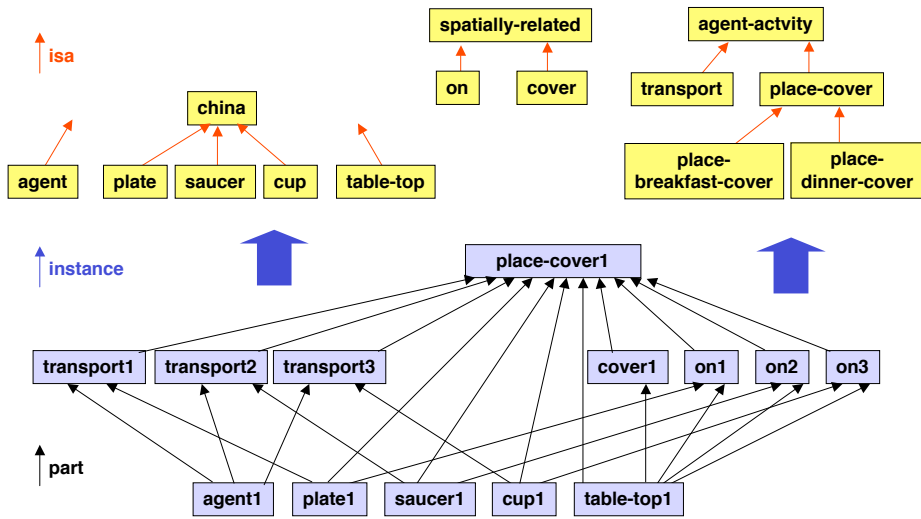
Concept Hierarchy



- specialisation hierarchy
- nodes are concept expressions
- multiple inheritance

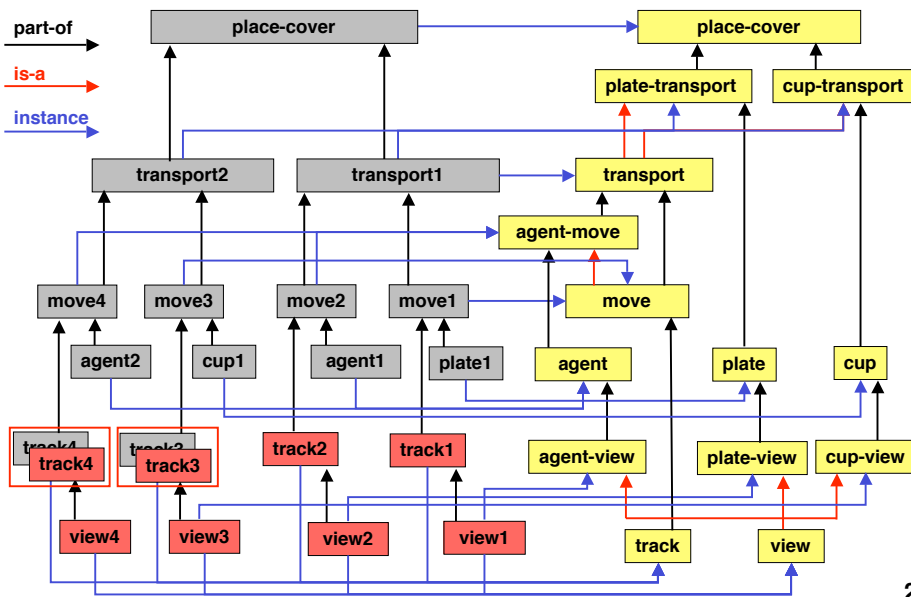
18

Relational Structure for Placing-a-cover



19

Model-based Interpretation



20

Temporal Constraint Net for Convex Time-Point Algebra

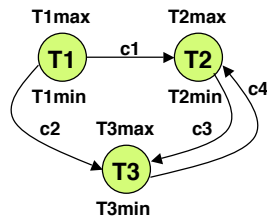
Unary temporal constraints: $T_{min} \leq T \leq T_{max}$

Binary temporal constraints: $T_1 + c \leq T_2$

Convex interval relations may be expressed by inequalities:

$$I_1 \text{ during } I_2 \Rightarrow I_2.B \leq I_1.B, I_1.E \leq I_2.E$$

The temporal relations of an occurrence model are represented by a constraint net:



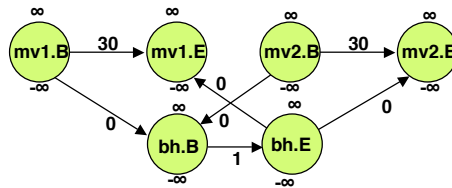
For general models one typically has $T_{min} = -\infty, T_{max} = \infty$

21

Occurrence Recognition by Constraint Propagation (1)

Matching an occurrence model with a time-varying scene:

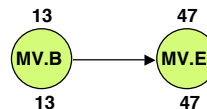
1. Initialize constraint net of occurrence model



2. Compute qualitative scene predicates

z.B. (move obj1 13 47)
(behind obj1 obj2 20 33)

...



22

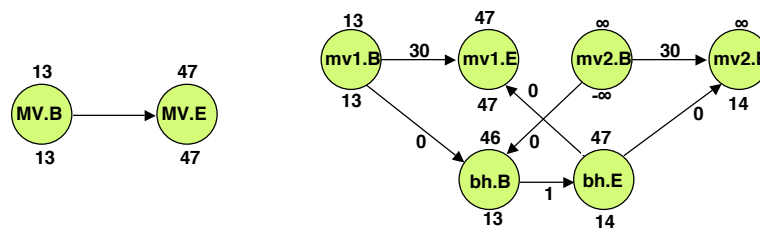
Occurrence Recognition by Constraint Propagation (2)

3. Instantiate predicates (sub-occurrences) in occurrence model

propagate minima and maxima of time points through constraint net:

- minima in edge direction $T2min' = \max \{T2min, T1min+c\}$
- maxima against edge direction $T1max' = \min \{T1max, T2max-c\}$

Example: MV in scene instantiates mv1 of model



23

Occurrence Recognition by Constraint Propagation (3)

4. Consistency and completeness test

A (partially) instantiated model is inconsistent, if for any node T one has: $Tmin > Tmax$

=> search for alternative instantiations or terminate with failure

An occurrence has been recognized if the occurrence model is instantiated with sufficient completeness and the instantiation is consistent.

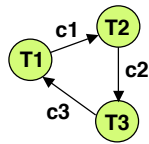
Note:

- **Incremental** occurrence recognition follows an evolving scene
- **A-posteriori** occurrence recognition is carried out after observing a scene (choice of order)
- Partially instantiated models may be used for scene prediction

24

Convergence and Complexity

Consider cycles in constraint net:



$$\sum_i c_i > 0 \Rightarrow \text{model is inconsistent}$$

$$\sum_i c_i \leq 0 \Rightarrow \text{consistency test complete after one cycle}$$

- a consistency test of M binary constraints requires M steps (~ number of edges in constraint net)
 - for occurrence recognition, a consistency test must be carried out for each instantiation of each of the N model nodes
 - number of edges in model is $\sim N^2$
- \Rightarrow complexity of occurrence recognition is $O(N^3)$
- complexity may increase with alternative instantiations

25

Generalization of Temporal Relations

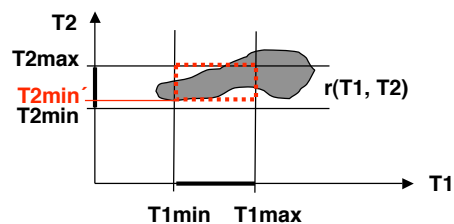
In principle, the constraint propagation procedure may be applied to arbitrary temporal relations.

Requirement:

Compute extreme values $T2min'$ and $T2max'$ from $T1min$, $T1max$ and r

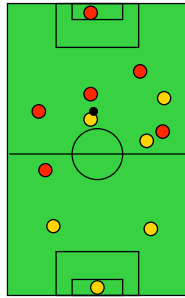
$$T2min' = \max \{ T2min, \min_{\substack{T1min \leq T1 \leq T1max \\ T2min \leq T2 \leq T2max}} r(T1, T2) \}$$

$$T2max' = \min \{ T2max, \max_{\substack{T1min \leq T1 \leq T1max \\ T2min \leq T2 \leq T2max}} r(T1, T2) \}$$



26

Recognizing Intentions and Plans



Intention recognition in soccer games (Retz-Schmidt 91):

"Brandt dribbelt, um dem gegnerischen Tor nahe zu kommen"
 ("Brandt dribbles to get close to the opposing goal")

"Meier läuft zu Brandt, um ihn am Torschuß zu hindern"
 ("Meier runs to Brandt to prevent him from shooting a goal")

- model-based representation of plans and counter plans
- partial instantiation allows predictions and explanations

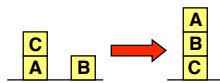
Intention recognition has been used in robot soccer (RoboCup)

27

Definition of Planning

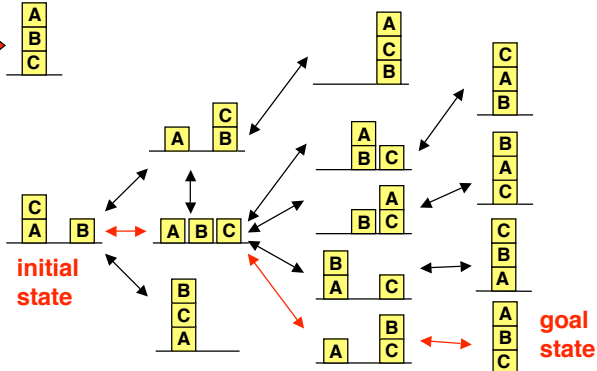
Planning is the construction of an action sequence which transforms an initial state into a goal state.

Example:



Search results in the plan:

- move (C, Table)
- move (B, C)
- move (A, B)



28

Plan Recognition

Given:

- observed actions
- knowledge about likely goals of actor

- ➡ predict further actions
- ➡ plan own actions (cooperative or adversary)

Example ("smart room" or service robotics scenario):

Observations: tea-time: person gets up - person walks to door - ...

Predictions: ... - person goes to kitchen - person prepares tea

Plan recognition by

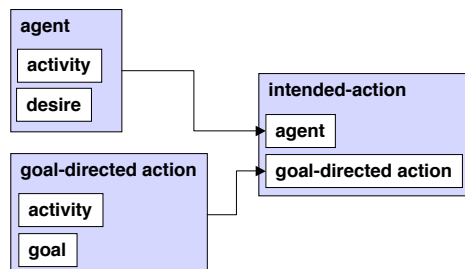
- matching partial action sequences to plan models (same principle as occurrence recognition)
- generating likely plans from the initial action sequence

Models for Intention Recognition

Intended actions may be described by aggregates which connect observable actions with (unobservable) intentions of an actor.

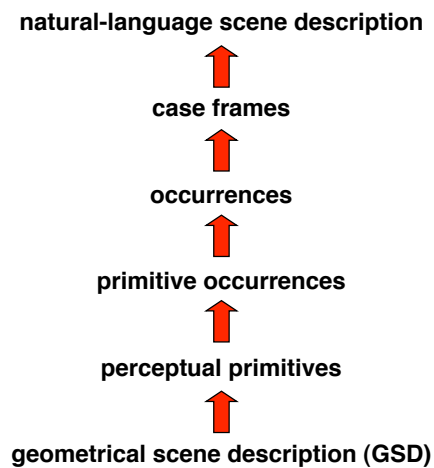
```

name:      scene-intended-place-cover
parents:   :is-a scene-intended-action
parts:     sipc-pc :is-a scene-place-cover
           sipc-ag :is-a scene-agent
           with (sipc-ag.desire = sipc-pc.goal)
constraints: (temporal, spatial and other constraints on parts)
    
```



If an action is known to be goal-directed and an agent performs such an action, the agent is ascribed the intention to attain the goal.

From Scene Data to a Natural-language Scene Description



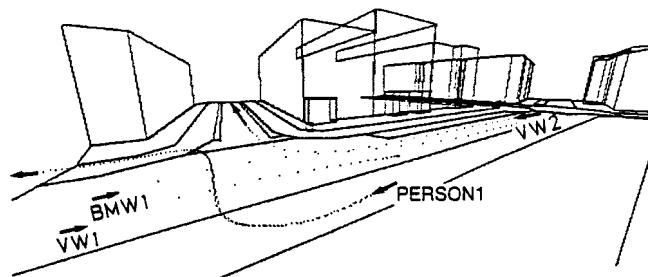
31

Geometrical Scene Description (GSD)

Quantitative description of all objects in a time-varying scene:

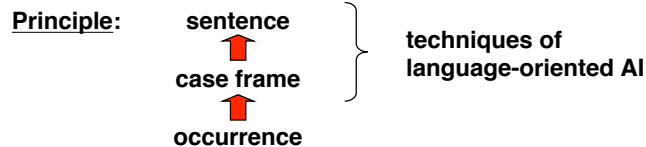
- name of all objects (class or identity)
- position of all objects at all times (location and orientation)
- illumination (if required for high-level description)

Example: Synthetical street scene of project NAOS



32

Generating a Natural-language Description



Problems:

- Which occurrences should be selected for verbalization?
- Which deep cases should be filled?
- Which additional time or location information is required?
- In which order should the information be presented?

Solution:

Speech planning based on hearer simulation

informing a hearer \leftrightarrow enabling a hearer to imagine the scene

35

Standard Plan for Generating Natural-language Scene Descriptions

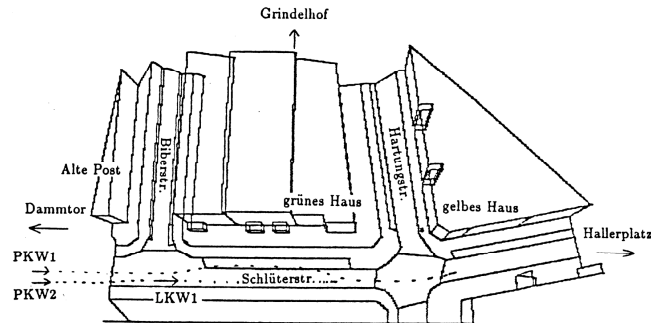
- rules which assure that the hearer will be able to image the scene
- summary + descriptions of all object trajectories, each in chronological order
- no explicit hearer simulation

Description of an object trajectory

1. Each time interval is described by the most special occurrence
2. The first occurrence begins at the beginning of the scene
3. The next occurrence follows in temporal order
4. Location information is given by prepositional expressions as required
5. Temporal information is given by prepositional expressions or references to other occurrences as required

36

Example of an Automatically Generated Traffic Scene Description



DIE SZENE ENTHAELT DREI BEWEGTE OBJEKTE: ZWEI PKWS UND EINEN LKW.

EIN GELBER PKW FAEHRT IN RICHTUNG HALLERPLATZ. DABEI UEBERHOLT ER DEN LKW AUF DER SCHLUETERSTRASSE. DER GELBE PKW RAST VON DER ALTEN POST VOR DAS GELBE HAUS. ER ERREICHT DIE HARTUNGSTRASSE. ER HAELT AN. ER HAELT.

EIN SCHWARZER PKW ERREICHT DIE SCHLUETERSTRASSE. ER NAEHERT SICH DEM LKW VON DER ALTEN POST. DER SCHWARZE PKW FAEHRT IN RICHTUNG HALLERSTRASSE.

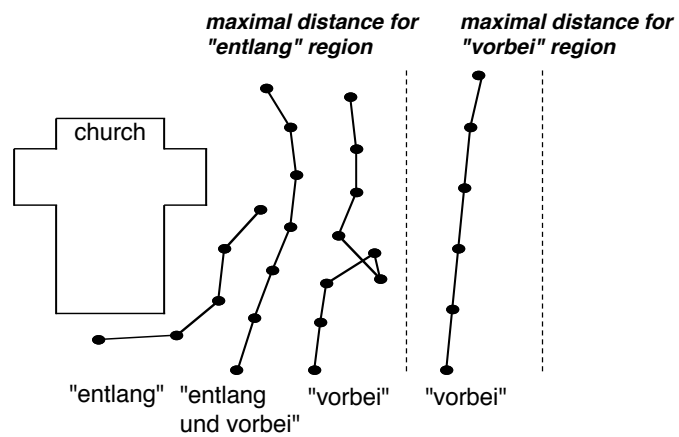
DER LKW FAEHRT VON DER ALTEN POST VOR DAS GRUENE HAUS. DABEI STOPPT ER VOR IHM. ER HAELT. ER FAEHRT IN RICHTUNG DAMMTOR WEITER. ER ENTFERNT SICH VON DEM GELBEN PKW. DER LKW HAELT AN. ER HAELT.

37

Selecting Prepositions for Trajectory Location Description

Idea: Simulate natural language conventions by algorithms

In CITYTOUR (Wahlster 87) location expressions are generated depending on the trajectory of the observer:



38